



Teacher Report PhD514 Mathematics I - Zoltan Racz

Project Title: **Course Evaluation Fall 2020, period 1**

Course Audience: **28**

Responses Received: **16**

Response Ratio: **57.14%**

Report Comments

This report is based entirely on students' feedback collected via an online survey at the end of the course. All students who attended the course were invited to take the survey.

All ratings, are on a scale from 1 to 7, where 1 is "disagree strongly" and 7 is "agree strongly".

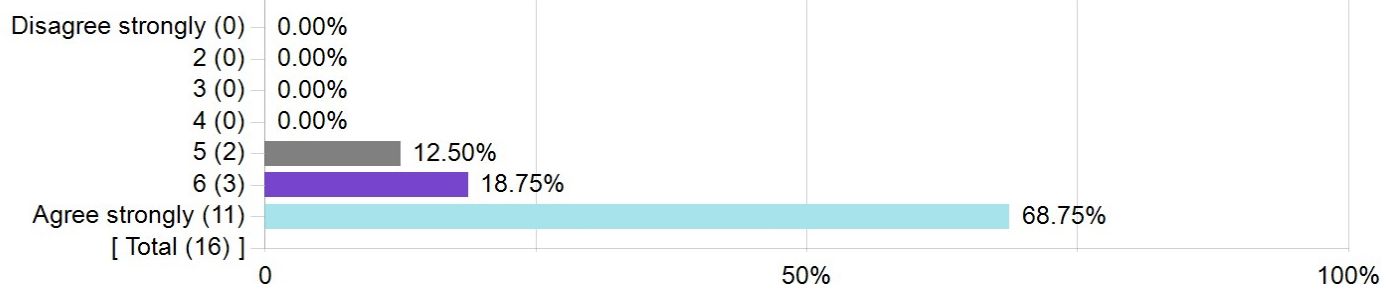
The report can be distributed as the teacher sees fit.

Please contact SSEquality@hhs.se if you have any questions.

Creation Date: **Tuesday, November 3, 2020**

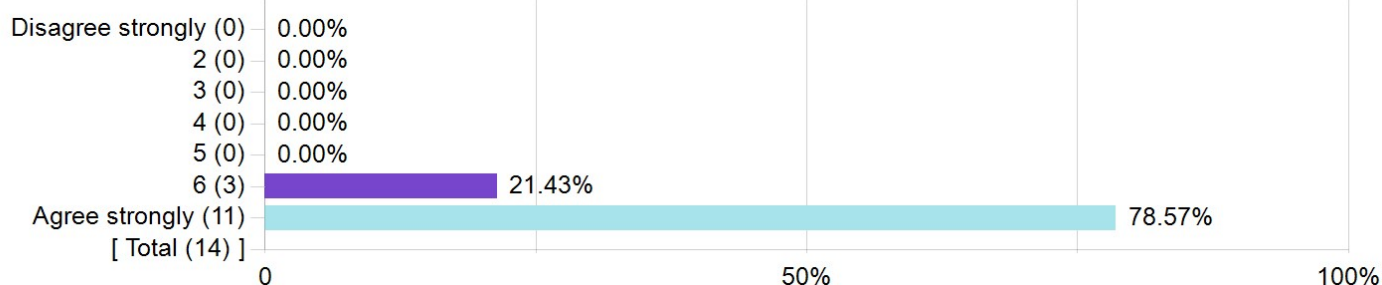
Teacher Questions

1. The teacher effectively advanced and facilitated my learning.



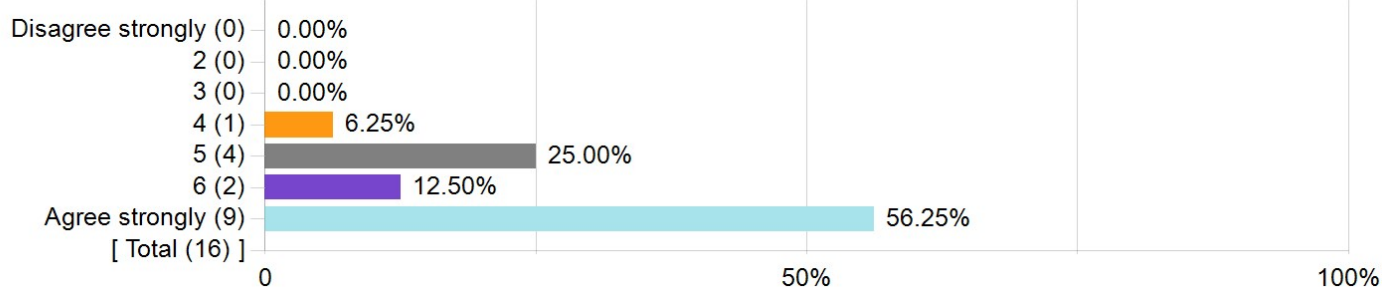
Statistics	Value
Mean	6.56
Median	7.00
Standard Deviation	0.73

2. It was easy for me to get in touch with the teacher whenever I needed to.



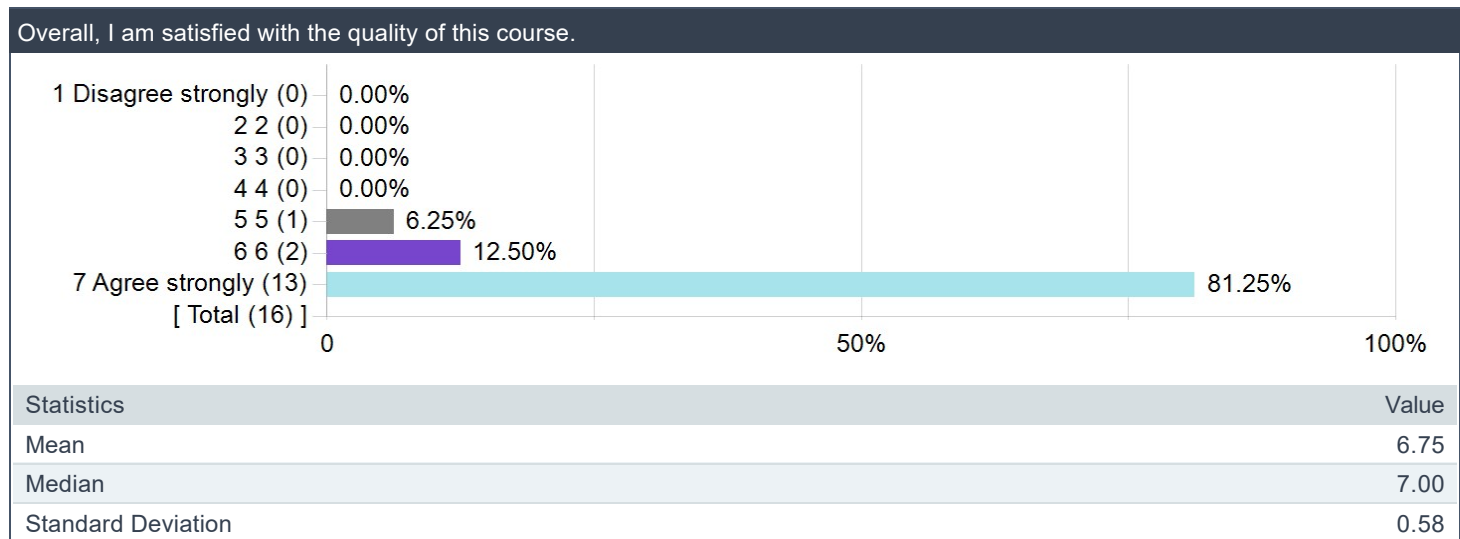
Statistics	Value
Mean	6.79
Median	7.00
Standard Deviation	0.43

3. The teacher generated interest in the course.

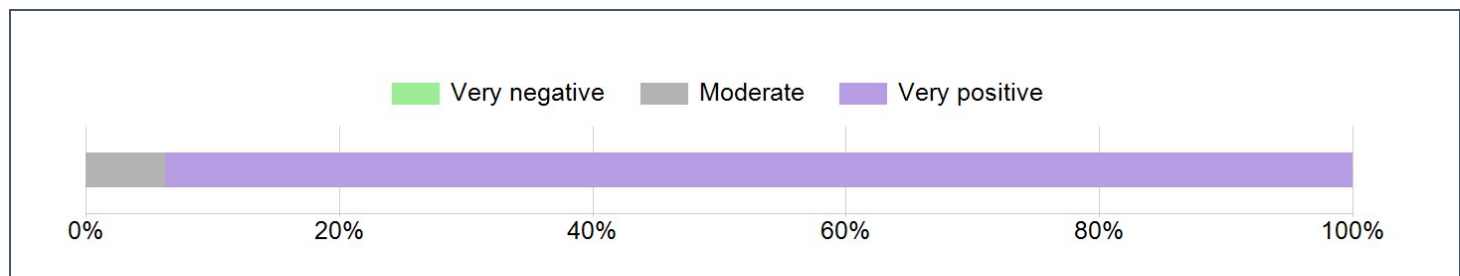


Statistics	Value
Mean	6.19
Median	7.00
Standard Deviation	1.05

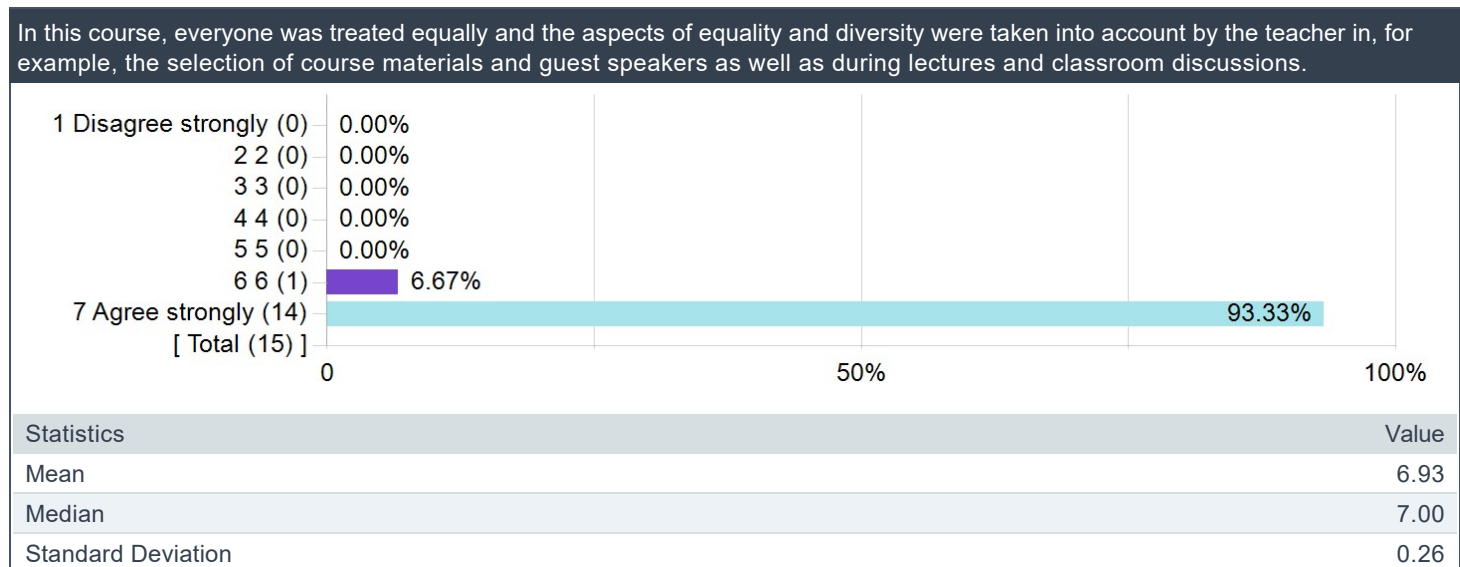
Course Satisfaction



Course Satisfaction (scale distribution)



Equality and Diversity

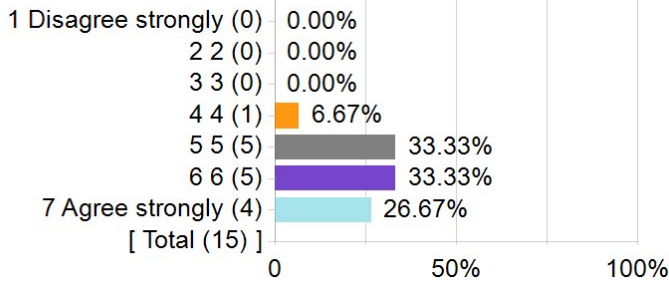


Comments regarding the teacher

Comments
Excellent job. The feedback on the problem sets was maybe the best part of the course
Zoltan is very able to teach and was a crucial part on my learning process. However, his classes are not the most enthusiastic. Moreover, having most of the PSs graded before the class was incredible and help me to follow the seminar.
Calm, well prepared, and good accompanying slides during the seminars.
Zoltan is a star, rivalling my favorite teachers ever. He is calm, confident, pays attention to the pace at which the students grasp his instructions, points out intuitions and tricks that help understanding and applications, and he used the online teaching tech very well.
He is a very good teacher.
He is very good.
Zoltan's Math background is quite noticeable as he is able to explain complex and hard to grasp concepts in a very eloquent way. Very approachable and his feedback on the problem sets show that he went through them with a lot of attention.

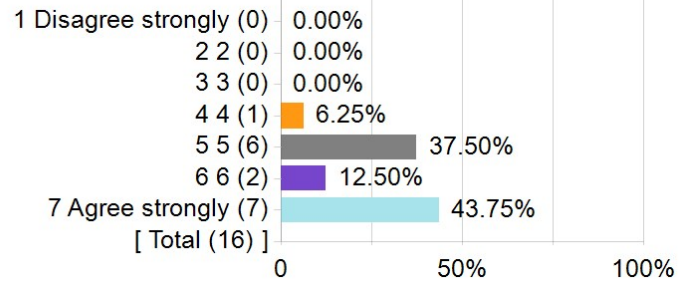
Course Statistics

1. The digital tools used to facilitate distance learning in this course were overall well-functioning.



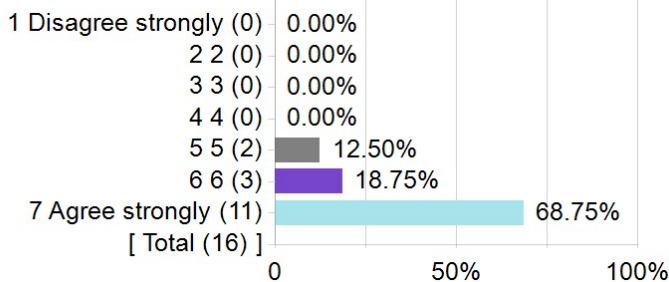
Statistics	Value
Mean	5.80
Median	6.00
Standard Deviation	0.94

2. Overall, the quality of the digital experience in this course was very good.



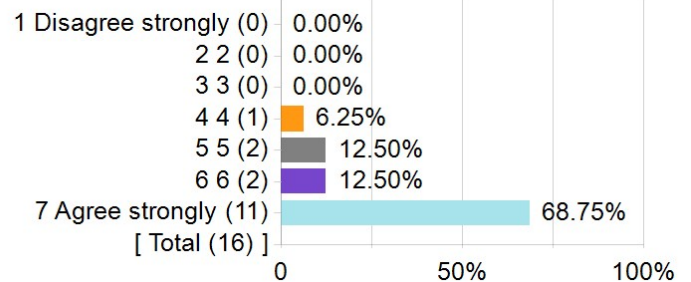
Statistics	Value
Mean	5.94
Median	6.00
Standard Deviation	1.06

3. I would talk very positively to other students about this course.



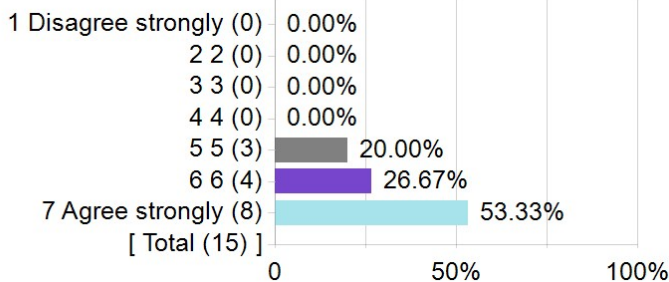
Statistics	Value
Mean	6.56
Median	7.00
Standard Deviation	0.73

4. The course material (literature, lecture notes, videos, cases, etc.) effectively contributed to my learning.



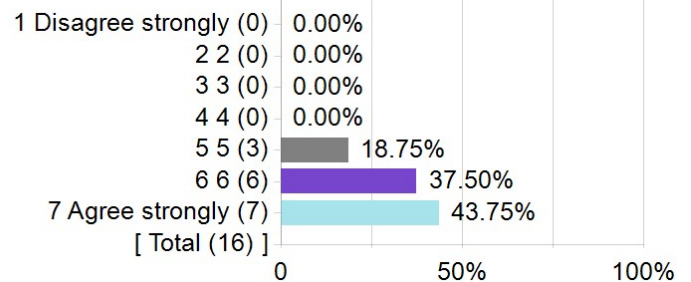
Statistics	Value
Mean	6.44
Median	7.00
Standard Deviation	0.96

5. I spent enough time and effort on this course to learn effectively.



Statistics	Value
Mean	6.33
Median	7.00
Standard Deviation	0.82

6. The course was well administrated.



Statistics	Value
Mean	6.25
Median	6.00
Standard Deviation	0.77